

### Items Included in Your Collection Kit

- 1 – Kit Box
- 1 – Test Request Form (TRF)
- 1 – Collection Tray
- 1 – Specimen Vial\*
- 2 – Gloves
- 1 – Zip Closure Specimen Bag
- 1 – Absorbent Pad
- 1 – FedEx Clinical Pak Mailer

If you are missing any of the needed components or have questions about the collection, please call Diagnostic Solutions Laboratory Customer Service Department at 877-485-5336.

### STOOL COLLECTION

\* Avoid contact with skin and eyes to the specimen vial fluid. If you do get fluid in your eyes, flush eyes with water for 15 minutes. If your skin comes in contact with vial fluid, wash with soap and water. If ingested, please contact a physician.

## STOOL COLLECTION INSTRUCTIONS

FOLLOW INSTRUCTIONS CAREFULLY - IMPROPER COLLECTION MAY INVALIDATE RESULTS

**1**




**NOTE:** Please review all instructions and collection kit components before starting your sample collection. **DO NOT** discontinue taking prescription medications unless directed by your physician.

Write the Patient Name, Date of Birth (*on ID Number line*), and Collection Date on the Specimen Vial.

*\* No ID Number — Use space for Date of Birth*


**4**



**A)** Carefully mix stool and fluid with the spoon attached to the cap.

**B)** Replace cap tightly and shake vial vigorously for 30 seconds.

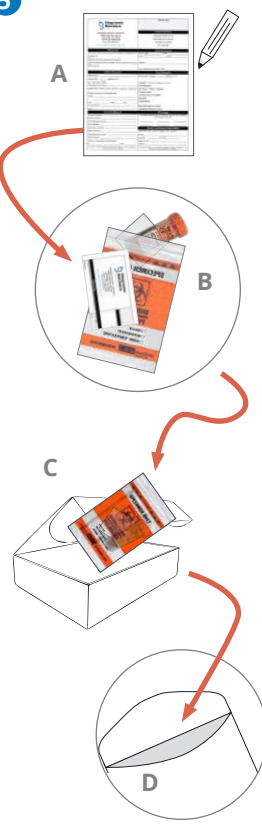
**2**



*If possible, void urine prior to collecting stool to avoid mixing it with your stool sample.*

Put gloves on and pass stool into provided Collection Tray.

**5**



**A)** Fill out the Test Request Form completely and place form into the document holder of the Specimen Bag.

**NOTE:** Be sure to write the date of sample collection on the form.

- Payment type must be completed and payment included to process sample.

**B)** Place capped Specimen Vial containing the collected stool sample into the Specimen Bag along with Absorbent Pad and seal the bag.

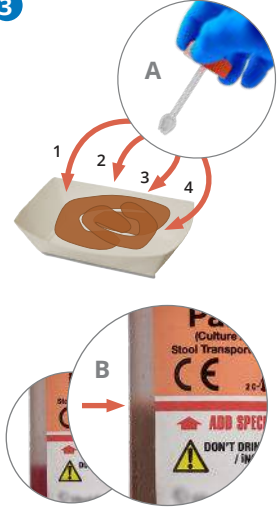
**C)** Place the Specimen Bag with the collected sample and Test Request Form into the Kit Box.

**D)** Ship completed Kit Box back to Diagnostic Solutions Laboratory using the FedEx Clinical Pak Mailer provided.

See shipping instructions below.\*\*

**\*\* Stool sample must be received within 6 days of collection. If you cannot ship the specimen on the day of collection, please refrigerate and ship as soon as possible, preferably within 3 days.**

**3**



**DO NOT DISCARD THE PINK LIQUID IN THE SPECIMEN VIAL.**

**A)** Using the spoon attached to the cap of the Specimen Vial, spoon stool from multiple areas of the sample into the vial.\*

*\* Collect from at least 4 areas going left to right.*

**B)** Fill Specimen Vial to the red "Fill Line" indicated on label.

*Failure to add sufficient sample may result in the laboratory not being able to process the sample.*

### SHIPPING INSTRUCTIONS: Call FedEx at 1-800-463-3339 to Schedule Your Free Pickup

1. When the automated greeting begins say, "Rep."
2. When asked if you are shipping a package say, "Yes," and a live person will then answer to help schedule your pickup.
3. Let them know you are shipping using a Billable Stamp.